

Lifting your world.

GH PHILOSOPHY



OUR EXPERIENCE

More than 55 years of experience in the manufacturing of lifting equipment and the installation of 110,000 units point out **GH** as one of the leaders in the industry.

LOCAL SUPPORT

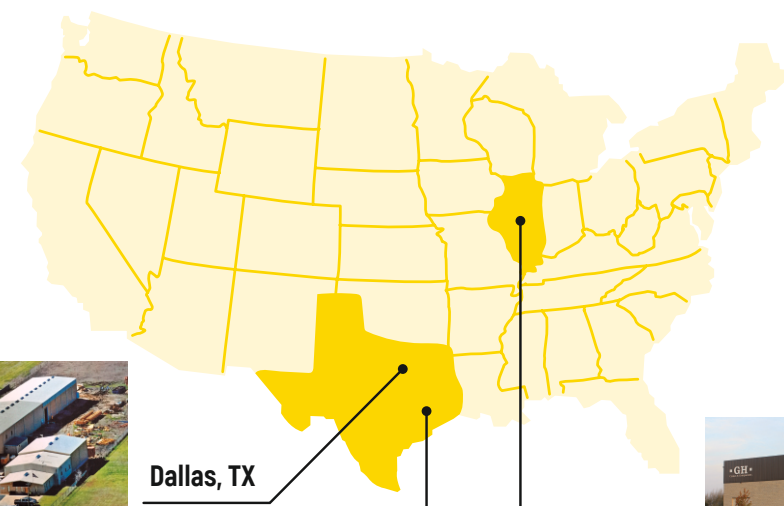
Our trained professionals and local inventory of components and spare parts help assure customer satisfaction.

MORE THAN STANDARD

We believe in robust and long-term performance. What others consider an option, we consider standard:

- / Frequency inverter in hoisting and trolley motions (standard up to 12.5 Ton)
- / Load limit device with monitoring (standard)
- / Adjustable trolley with no component modifications required
- / All gears enclosed (including trolley drive gears)
- / Radio transmitter with weight read out (optional)
- / Tension roller, no counter weight in single girder up to 12.5 Ton
- / Trolley wheels driven on opposite flanges
- / Safety lugs for top-running double-girder trolley
- / UL/CSA/IEC controls

GH CRANES USA



Dallas, TX

Manufacturing & Service
14891 Hwy 205
Terrell, TX 75160
T: 972-563-8333

Houston, TX



Frankfort, IL

Spare parts & Components
9134 Gulfstream Rd
Frankfort, IL 60423
T: 815-277-5328

GLOBAL SUBSIDIARIES



GH Spain - HQ



GH Brazil



GH Colombia



GH France



GH India



GH Mexico



GH Middle East



GH Peru



GH Poland





GH Portugal



GH Thailand

GH


CRANES & COMPONENTS



CRANE FABRICATION STANDARD KIT

STANDARD KIT COMPONENTS

STANDARD KIT COMPONENTS LOCATION




1 / Hoist



2 / Load cell



3 / Encoder




4 / Upper limit Switch



5 / Trolley limit Switch



6 / Crane limit Switch




7 / End trucks with plates



8 / Gear motor



9 / Safety limit block operated



10 / Crane control panel



11 / Trolley Frequency inverter

HOIST MODEL:

Single girder normal and low headroom, double girder and foot mounted
Capacity: 1-63 Ton
Various speeds and heights available

TOP RUNNING END TRUCKS

Capacity: 1 - 63 Ton
Wheel Sizes: 4" / 4.9" / 6.3" / 9.8" / 12.4" / 15.7" / 19.7" / 24.8"
Wheel Bases: 63" / 82.7" / 102.4" / 122" / 141.7" / 165.4"
Standard speeds: 160/40 fpm.
Optional speeds available.

UNDER RUNNING END TRUCKS

Capacity: 1 - 10 Ton
Wheel Sizes: 4.9" / 6.3" / 7.9" / 9.8"
Wheel Bases: 47.2" / 82.7" / 122"
Standard speeds: 100 fpm.
Optional speeds available.



12 / Hoist Frequency inverter



13 / Crane Frequency inverter



14 / Quick Plug in connector



15 / Festoon




16 / Radio with display



17 / Black Box



18 / Hoist electric cabinet



18 / Hoist electric cabinet



19 / Hook with safety latch



Documentation